

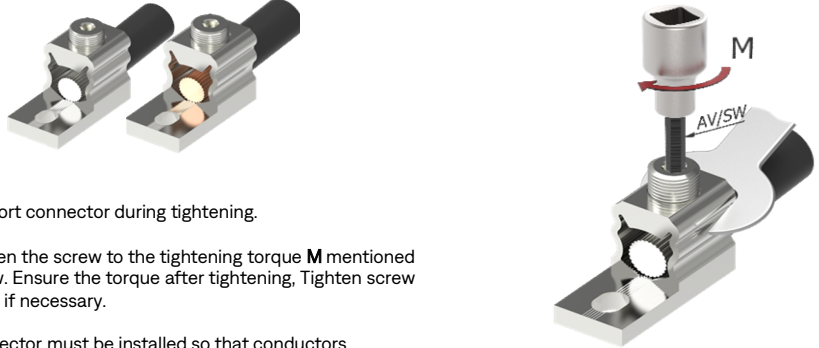


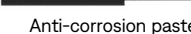


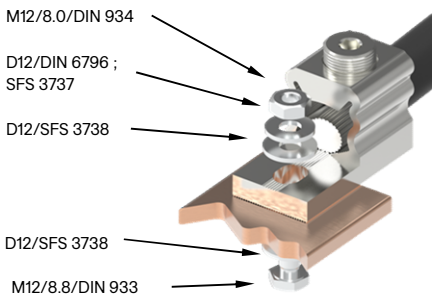



Product data							
Product code	Product name	I _n Al	I _n Cu	U _n	US specific		
					I _{max} Al	I _{max} Cu	U _{max}
VC02-0148	OT Universal connector 1xAl/Cu 95-300mm ²	440 A	490 A	690 V	-	-	-

General	Conductor installation
<p>OT-Connectors are suitable for Aluminium- and Copper conductors.</p> <ul style="list-style-type: none"> - Segmental conductors have to be rounded before mounting. Pre-shape the sector conductor with transfer jaw pliers before removing the insulation or with rounding jaws after removing the insulation. - For stripping cable, see stripping length L (table below) - Remove any layer of oxide by brass or steel brush.  	 <p>Support connector during tightening.</p> <p>Tighten the screw to the tightening torque M mentioned below. Ensure the torque after tightening, Tighten screw twice if necessary.</p> <p>Connector must be installed so that conductors are relieved from strain.</p>

Connection							
Screw 	Screw	M22	Tightening torque M	95-150 mm ²	30 Nm	Stripping length L	39±1 mm
	SW	8		185-300 mm ²	60 Nm		
Conductor range			1xAl/Cu 95-300 mm ²				
Copper conductors	Aluminium conductors	Supported IEC 60228 -conductors				Sector shaped cable	
Max. 3 X CU / Conductor contact space  ≤ 300 mm ² total	1 X AL / Conductor contact space  Anti-corrosion paste: e.g. Penetrox	 Class 5 & 6 (fine stranded) Using ferrule is recommended Class 1 & 2 (solid and stranded)	 Pre-round the cable				

Mounting to busbar	Attention
<ul style="list-style-type: none"> - Be sure that there are no burrs around the hole. - Length of the screw depends on the busbar thickness. - Use standard screws, nuts and washers. (Plated with Zn) - Recommended torque for M12 is 50-75 Nm. 	 <p>When connecting to an aluminium rail, the surface of the rail must be brushed with a wire brush and immediately treated with connecting grease. In damp areas, the use of protective grease is recommended (eg. Penetrox). On the rail side, in addition to the pressure relief plate, a conical press plate (e.g. DIN 6796) must be used.</p>

Cross section and max. number of Cu- conductors / contact space (Al- conductors in parenthesis)										
1,5 mm ²	2,5 mm ²	6 mm ²	10 mm ²	16 mm ²	25 mm ²	35 mm ²	50 mm ²	The specified max. amount of conductors refers only to industrially installed terminals.		
-	-	-	-	-	-	-	-			
			70 mm ²	95 mm ²	120 mm ²	150 mm ²	185 mm ²	240 mm ²	300 mm ²	400 mm ²
			-	3 (1)	2 (1)	2 (1)	1 (1)	1 (1)	1 (1)	-